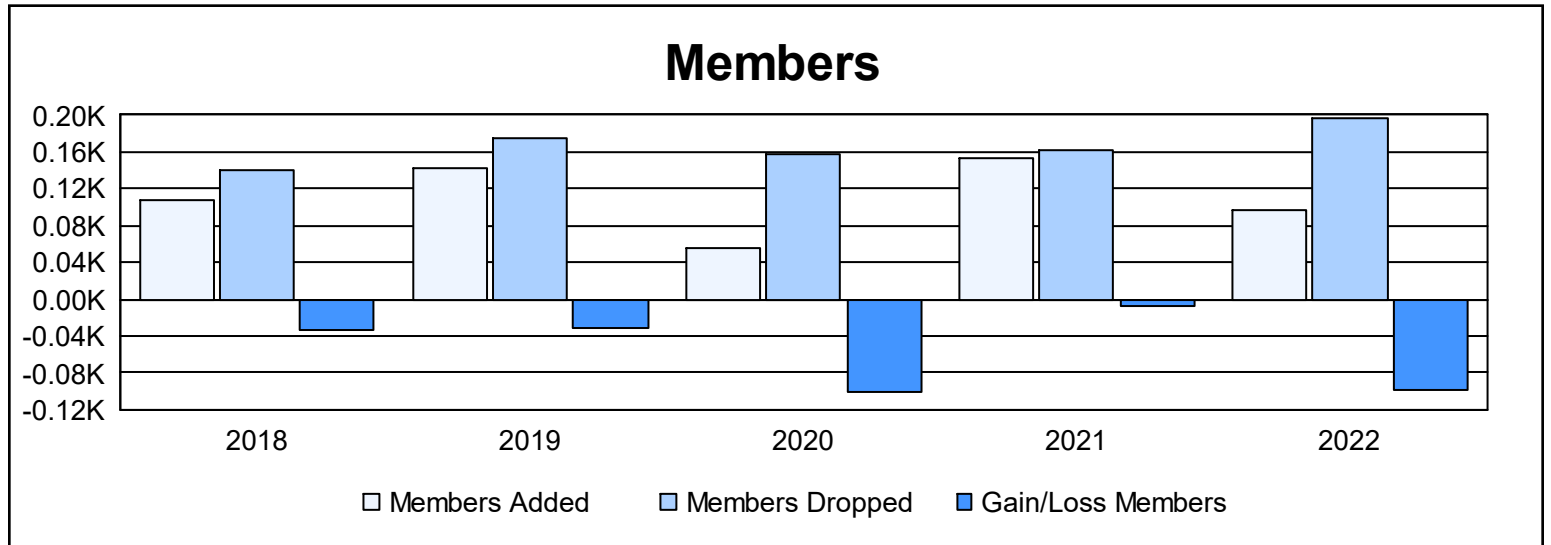
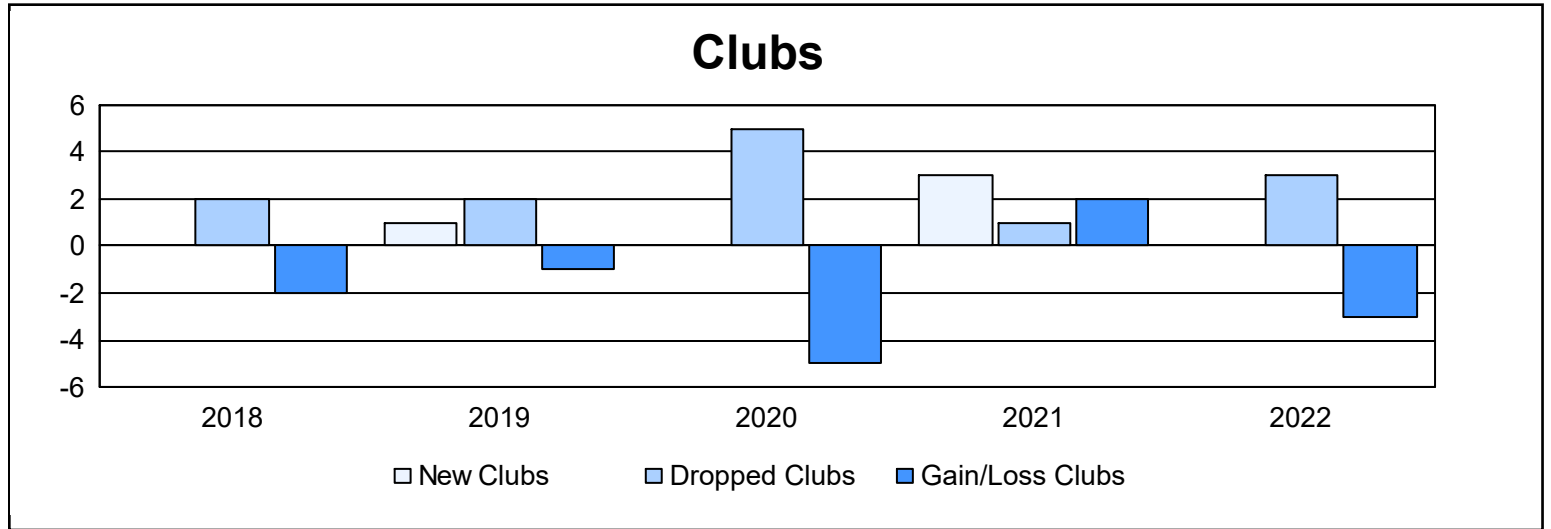
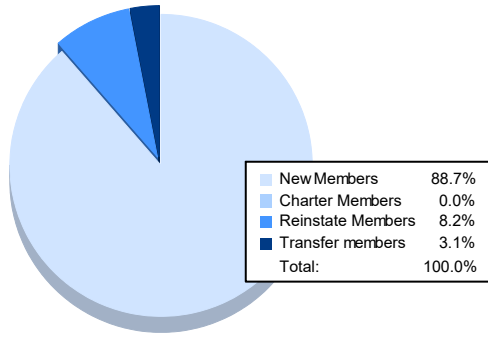


| Year | New Clubs | Dropped Clubs | Gain/ Loss Clubs | New Members | Charter Members | Reinstate Members | Transfer Members | Total Member Added | Total Members Dropped | Gain/ Loss Members |
|----------------|-----------|---------------|------------------|-------------|-----------------|-------------------|------------------|--------------------|-----------------------|--------------------|
| 2017-2018 | 0 | 2 | -2 | 101 | 0 | 4 | 2 | 107 | 140 | -33 |
| 2018-2019 | 1 | 2 | -1 | 109 | 25 | 3 | 5 | 142 | 174 | -32 |
| 2019-2020 | 0 | 5 | -5 | 48 | 0 | 6 | 2 | 56 | 157 | -101 |
| 2020-2021 | 3 | 1 | 2 | 56 | 73 | 23 | 2 | 154 | 161 | -7 |
| 2021-2022 | 0 | 3 | -3 | 86 | 0 | 8 | 3 | 97 | 196 | -99 |
| Average | 1 | 3 | -2 | 80 | 20 | 9 | 3 | 111 | 166 | -54 |



Membership Composition June 2022 Cumulative



Gender Composition June 2022 Cumulative

